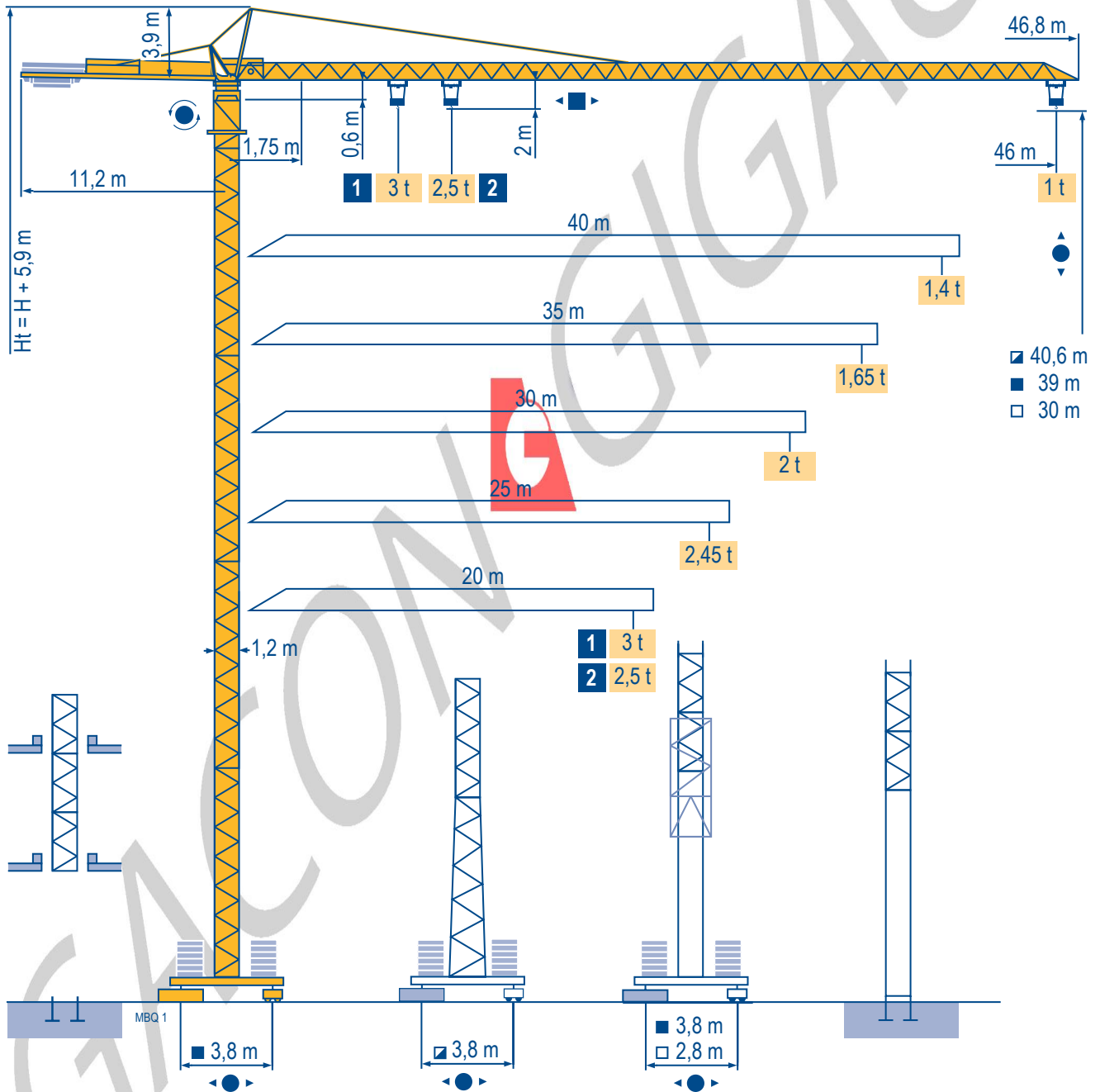


# POTAIN

## MC 68 C

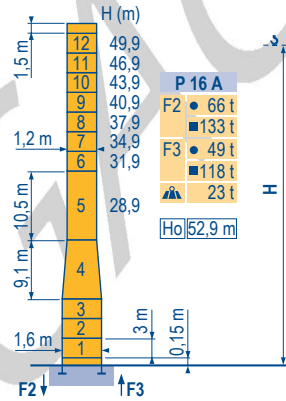
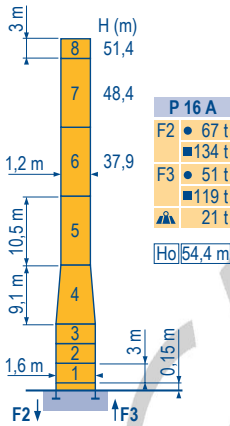
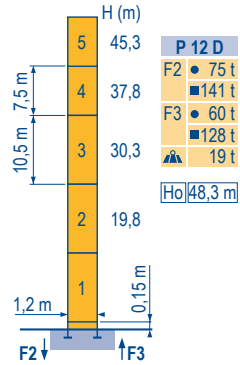
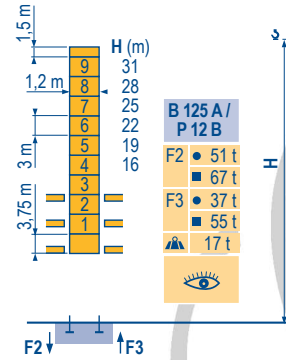
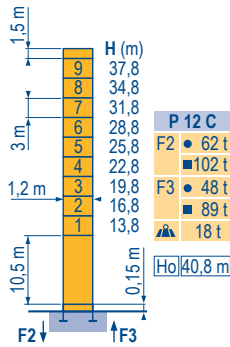
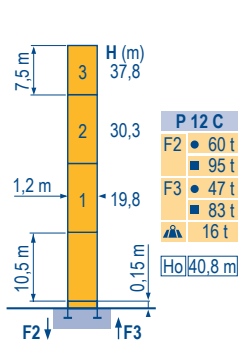


### CITY CRANE

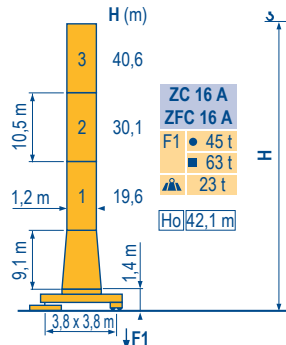
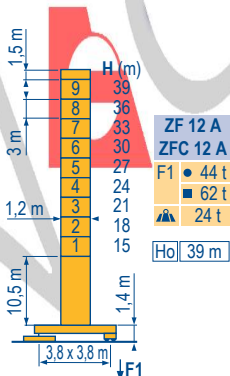
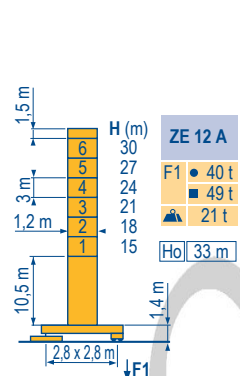
CE FEM 1.001-A3

Mat / Réactions  $\square$  1,2 m  
 Maste / Eckdrücke  $\blacktriangle$   
 20 m  $\Rightarrow$  46 m  
 Masts / Reactions  
 Mástil / Reacciones  
 Torre / Reazioni  
 Tramo / Reações

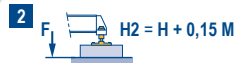
MBQ 1



$\square$  1,2 m  
 $\blacktriangle$   
 20 m  $\Rightarrow$  46 m



ZE - ZF - ZC - ZFC



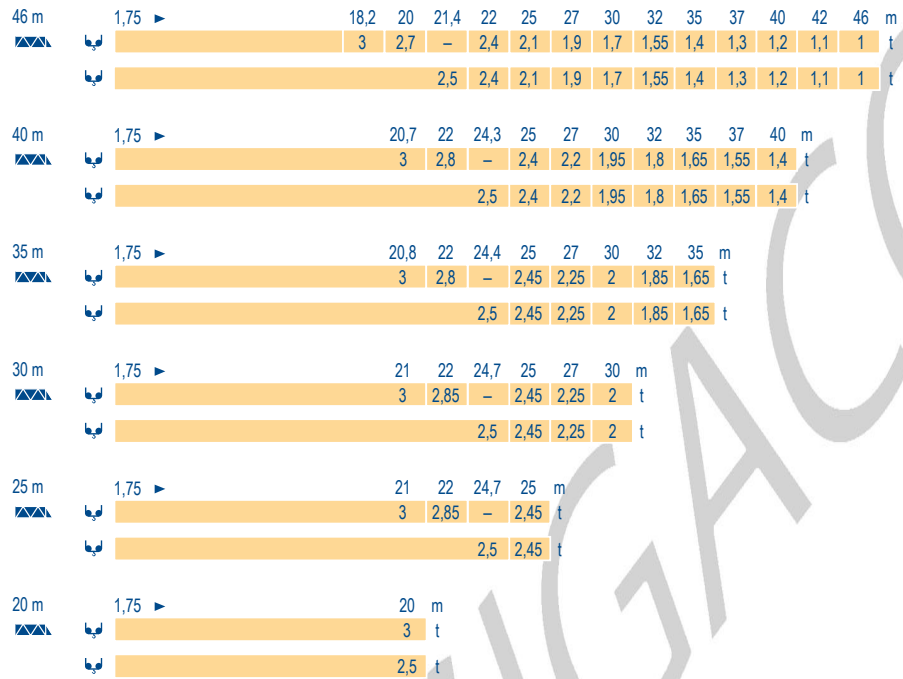
CITY CRANE  
 MC 68 C



F	D	GB	E	I	P
● Réactions en service ■ Réactions hors service A vide sans lest (ni train de transport) avec flèche et hauteur maximum.	Reaktionskräfte in Betrieb Reaktionskräfte außer Betrieb Ohne Last, Ballast (und Transportachse), mit Maximalausleger und Maximalhöhe.	Reactions in service Reactions out of service Without load, ballast (or transport axles), with maximum jib and maximum height.	Reacciones en servicio Reacciones fuera de servicio Sin carga, sin lastre, (ni tren de transporte), flecha y altura máxima.	Reazioni in servizio Reazioni fuori servizio A vuoto, senza zavorra (ne assali di trasporto) con braccio massimo e altezza massima.	Reações em serviço Reações fora de serviço Sem carga (nem trem de transporte)- sem lastro com lança e altura máximas.
Ho H sans cabine	H Ohne Fahrerhaus	H without cab	H sin cabina	H senza cabina	H sem cabine

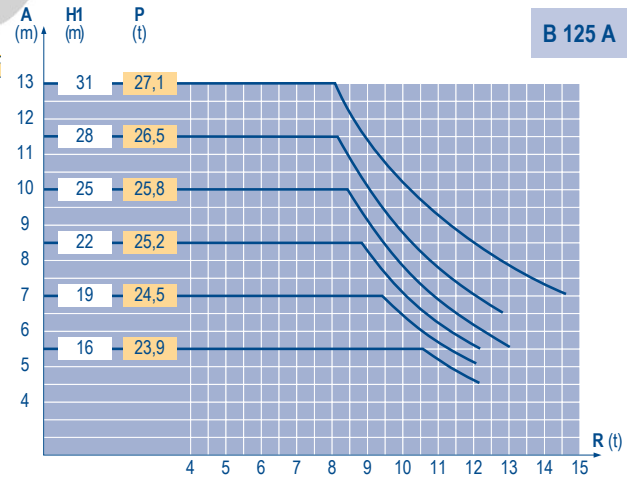
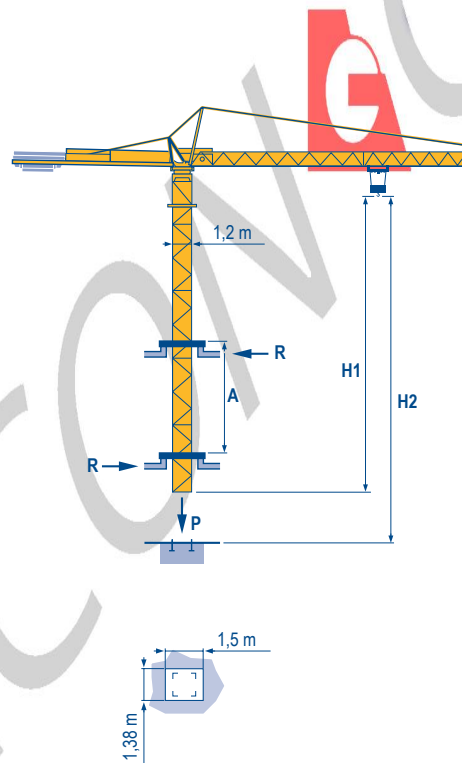
Courbes de charges  
Lastkurven  
Load diagrams  
Curvas de cargas  
Curve di carico  
Curva de cargas

MBQ 2



Télescopage sur dalles  
Kletterkrane im Gebäude  
Climbing crane  
Telescopage gruas trepadoras  
Gru in cavedio  
Telescopagem sobre lages

MBQ 1



CITY CRANE  
MC 68 C

POTAIN

	F	D	GB	E	I	P
<b>A</b>	Distance entre cadres	Abstand zwischen den Rahmen	Distance between collars	Distancia entra marcos	Distanza fra i telai	Distância entre quadros
<b>H1</b>	Hauteur grue	Kranhöhe	Crane height	Altura grúa	Altezza gru	Altura da grua
<b>P</b>	Poids de la grue(en service)	Krangewicht (in Betrieb)	Crane weight (in service)	Peso de la grúa (en servicio)	Peso della gru (in servizio)	Peso da grua (em serviço)
<b>R</b>	Réaction horizontale	Horizontalkräfte	Horizontal reaction	Reaccion horizontal	Reazione orizzontale	Reacção horizontal
	Voir télescopage sur dalles	Siehe Kletterkrane im Gebäude	See climbing crane	Veja grua trepadora	Consultare gru in cavedio	Ver telescopagem sobre lages

Mécanismes  
Antriebe  
Mechanisms  
Mecanismos  
Meccanismi  
Mecanismos

MBQ 3

						ch - PS hp	kW	
▲ ▼	15 PC 13-5	m/min	7,1	21	42	15	11	130 m
		t	2,5	2,5	1,3			
	25 PC 13-7	m/min	7,9	31,5	63	25	18	229 m
		t	2,5	2,5	1,3			
	20 LVF 13	m/min	5 →	31 →	57 →	20	15	230 m
		t	2,5	2,5	1,3			
15 PC 15	m/min	6	18	36	15	11	130 m	
	t	3	3	1,5				
25 PC 15	m/min	7	27,5	55	25	18	206 m	
	t	3	3	1,5				
◀ ▶	3 D2 V5	m/min	21 - 42			3	2,2	
	RCV 40	tr/min U/min rpm	0 → 0,8			6	4,5	
	TVD 324	m/min	26			2 x 4	2 x 2,9	
	RT 224	m/min	25			2 x 4	2 x 2,9	
		CEI 38	IEC 38		kVA			
		400 V (+6% -10%) 50 Hz			15 PC : 25 kVA 25 PC : 35 kVA 20 LVF : 30 kVA			

F	D	GB	E	I	P
Levage	Heben	Hoisting	Elevación	Sollevamento	Elevação
Distribution	Katzfahren	Trolleying	Distribución	Distribuzione	Distribuição
Orientation	Schwenken	Slewing	Orientación	Rotazione	Rotação
Translation	Kranfahren	Travelling	Traslación	Traslazione	Translação

Document commercial non contractuel. Pour toute information technique se référer à la notice correspondante. Unverbindliches Vertriebsdokument. Für technische Informationen, siehe die entsprechenden Anweisungen. This commercial document is not legally binding. For any technical information, please refer to the corresponding instructions. Documento comercial non contractuel. Para cualquier información técnica, ver la noticia correspondiente. Documento commerciale non vincolante, per tutte le informazioni tecniche fare riferimento al catalogo istruzioni. Documento comercial não contratual. Para qualquer informação técnica complementar consultar as respectivas instruções.



**Americas**  
Tel : +1 888 479 7278  
Tel : +1 717 593 2000

**Europe - Middle East - Africa**  
Tel : +33 (0) 4 72 81 50 00  
Tel : +44 (0) 191 522 2000

**Asia - Pacific**  
Tel : +65 6264 1188  
Fax : +65 6862 4040

www.manitowoccrane.com

18, rue de Charbonnières - B.R.173  
69132 ECULLY Cedex - France

Tél. : +33 (0) 4 72 18 20 20  
Fax. : +33 (0) 4 72 18 20 00  
www.manitowoccrane.com

**CITY CRANE MC 68 C**  
Code S-89985-13\_Ref. 2004 42 MBQ 5

Copyright.Reproduction interdite © POTAIN 2004

Réalisation Secotec