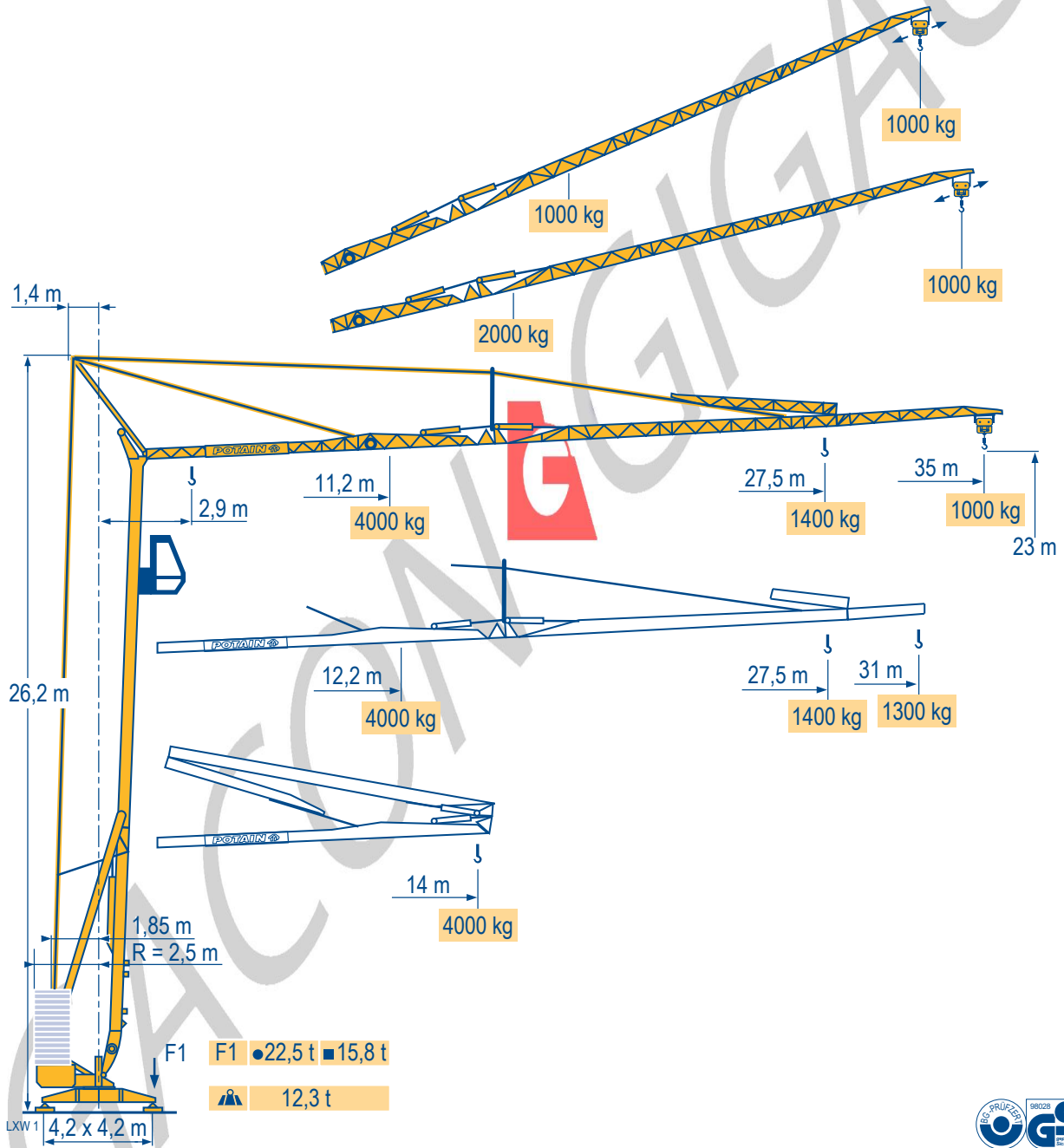


# POTAIN

## HD 40 A



**CE** FEM 1.001-A3

Courbes de charges  
Lastkurven  
Load diagrams  
Curvas de cargas  
Curve di carico  
Curva de cargas



35 m 2,9 ▶ 14 m  
4000 kg

31 m 2,9 ▶ 14 m  
4000 kg

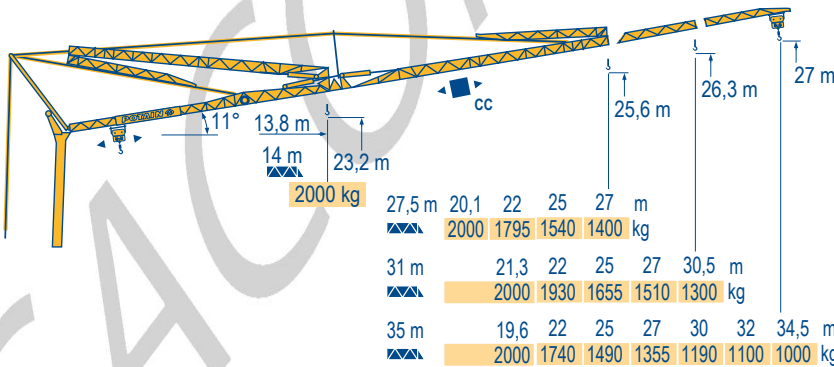
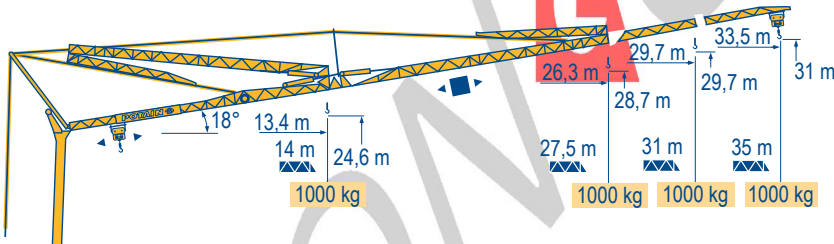
11,2	12	13	14	15	16	17	18	19	20	22	24	26	28	29	31	33	35 m
4000	3695	3350	3060	2810	2600	2415	2255	2115	1985	1770	1595	1445	1320	1265	1165	1080	1000 kg
12,2	13	14	15	16	17	18	19	20	22	24	26	28	29	31 m			
4000	3700	3380	3110	2880	2680	2500	2345	2205	1965	1770	1610	1470	1410	1300 kg			



35/31 m 2,9 ▶ 14 m  
4000 kg

11,6	12	13	14	15	16	17	18	19	20	22	24	26 m					
4000	3820	3460	3165	2910	2690	2500	2335	2190	2060	1835	1650	1500 kg					

Flèche relevée  
Ausleger in Steilstellung  
Luffing jib  
Flecha izada  
Braccio impennato  
Lança inclinada



## HD 40 A

**POTAIN**



**F** Chariot distributeur  
Chariot distributeur et courbes de charges  
Réactions en service  
Réactions hors service  
A vide sans lest (ni train de transport) avec flèche et hauteur maximum.

**D** Verfahrbare Laufkatze  
Verfahrbare Laufkatze und Lastkurven  
Reaktionskräfte in Betrieb  
Reaktionskräfte außer Betrieb  
Ohne Last, Ballast (und Transportachse), mit Maximalausleger und Maximalhöhe.

**GB** Traversing trolley  
Traversing trolley and load diagrams  
Reactions in service  
Reactions out of service  
Without load, ballast (or transport axles), with maximum jib and maximum height.









**E** Carro distribuidor  
Carro distribuidor y curvas de cargas  
Reacciones en servicio  
Reacciones fuera de servicio  
Sin carga, sin lastre, (ni tren de transporte), flecha y altura máxima.

**I** Carrellino distributore  
Carrellino distributore e curve di carico  
Reazioni in servizio  
Reazioni fuori servizio  
A vuoto, senza zavorra (ne assali di trasporto) con braccio massimo e altezza massima.

**P** Carro distribuidor  
Carro distribuidor e curva de cargas  
Reações em serviço  
Reações fora de serviço  
Sem carga (nem trem de transporte)- sem lastro com lança e altura máximas.

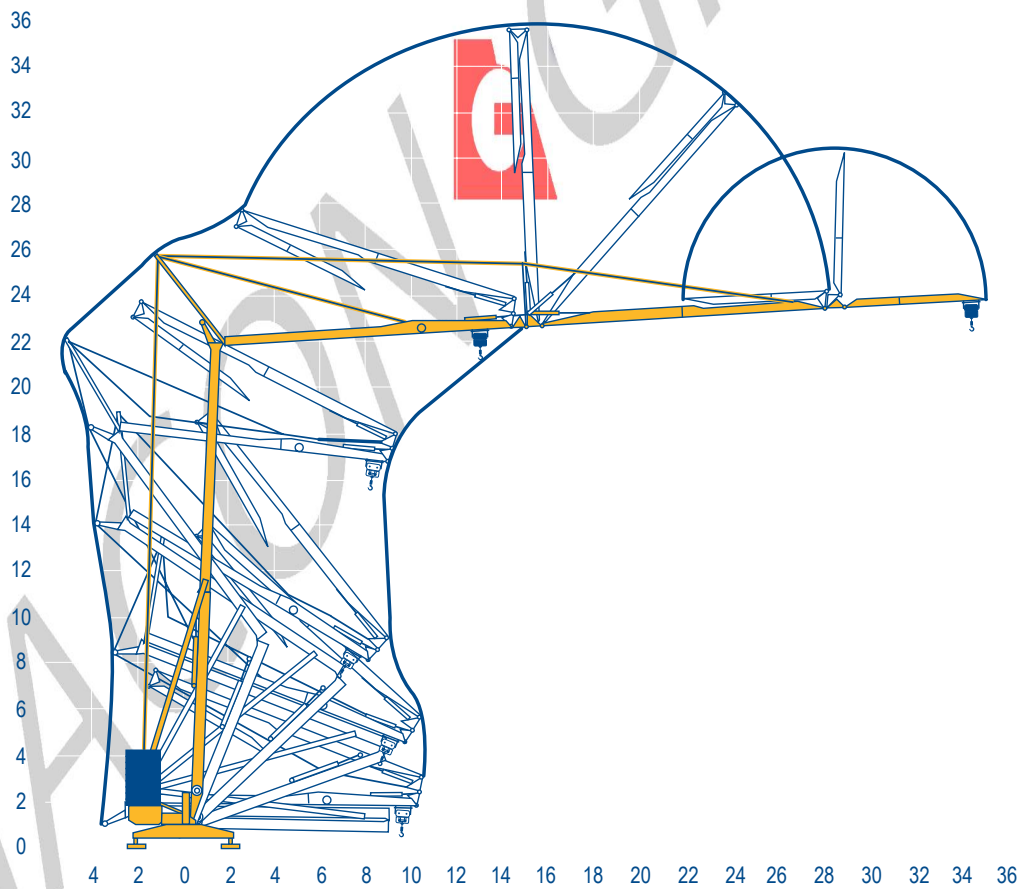
Mécanismes  
Antriebe  
Mechanisms  
Mecanismos  
Meccanismi  
Mecanismos

LXW 2

										ch - PS hp	kW		
	15 LVF 10	m/min	5	27	43	53	2,5	13,5	21,5	26,5	15	11	
		kg	2000	2000	1250	1000	4000	4000	2500	2000			
	15 RPC 10	m/min	9	27	54		4,5	13,5	27		15	11	
		kg	2000	2000	1000		4000	4000	2000				
	3 D2 V5	m/min	21 - 42								2,7	2	
	RVF 2 30	tr/min U/min rpm	0 → 0,2 → 0,8								3	2,2	
		CEI 38		IEC 38									
		400 V(+6% -10%) 50 Hz										 15 LVF 10 : 20 kVA 15 RPC 10 : 20 kVA	

Montage  
Montage  
Erection  
Montaje  
Montaggio  
Montagem

LXW 1



HD 40 A

**POTAIN** 

**F**



Leverage  
Distribution  
Orientation

**D**

Heben  
Katzfahren  
Schwenken

**GB**

Hoisting  
Trolleying  
Slewing

**E**

Elevación  
Distribución  
Orientación

**I**

Sollevamento  
Distribuzione  
Rotazione

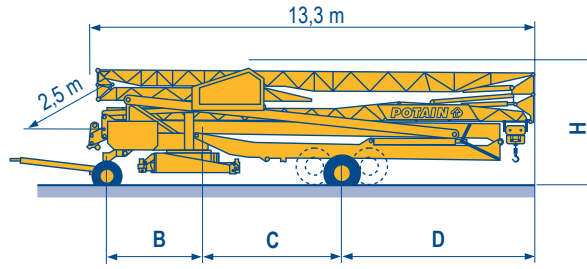
**P**

Elevação  
Distribuição  
Rotação

Transport  
 Transport  
 Transport  
 Transporte  
 Trasporto  
 Transporte

LXW 2

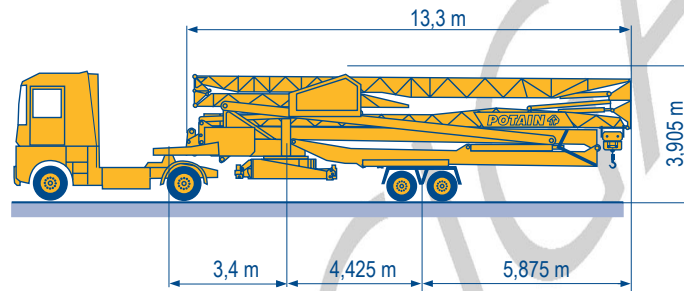
- DJ80/S120
- DJ100/S120
- DJ105/S125
- DJ126M/S125
- DJ126M/S215M



	B (m)	C (m)	D (m)	H (m)
DJ80/S120	2,5	4,95	5,35	3,4/3,55
DJ100/S120	2,5	4,95	5,35	3,45/3,6
DJ105/S125	2,5	4,95	5,35	3,45/3,6
DJ126M/S125	3,3	4,95	5,35	3,6
DJ126M/S215M	3,3	4,425	5,875	3,94

SL122/J215M

SL121/S215M



- F**  
Chantier
- D**  
Baustelle
- GB**  
Site
- E**  
Obra
- I**  
Cantiere
- P**  
Estaleiro



Document commercial non contractuel. Pour toute information technique se référer à la notice correspondante.

Unverbindliches Vertriebsdokument. Für technische Informationen, siehe die entsprechenden Anweisungen.

This commercial document is not legally binding. For any technical information, please refer to the corresponding instructions.

Documento comercial non contractuel. Para cualquier información técnica, ver la noticia correspondiente.

Documento commerciale non vincolante, per tutte le informazioni tecniche fare riferimento al catalogo istruzioni.

Documento comercial não contratual. Para qualquer informação técnica complementar consultar as respectivas instruções.



18, rue de Charbonnières - B.R.173  
 69132 ECULLY Cedex - France

Tel. : +33 (0) 4 72 18 20 20  
 Fax. : +33 (0) 4 72 18 20 00  
 www.manitowoccrane.com



**Americas**  
 Tel : +1 888 479 7278  
 Tel : +1 717 593 2000

**Europe - Middle East - Africa**  
 Tel : +33 (0) 4 72 81 50 00  
 Tel : +44 (0) 191 522 2000

**Asia - Pacific**  
 Tel : +65 6264 1188  
 Fax : +65 6862 4040

www.manitowoccrane.com



**HD 40 A**  
 Code L-91985-38\_Réf. 2003 48 LXW 4

Copyright.Reproduction interdite © POTAIN 2003

Réalisation Secloc