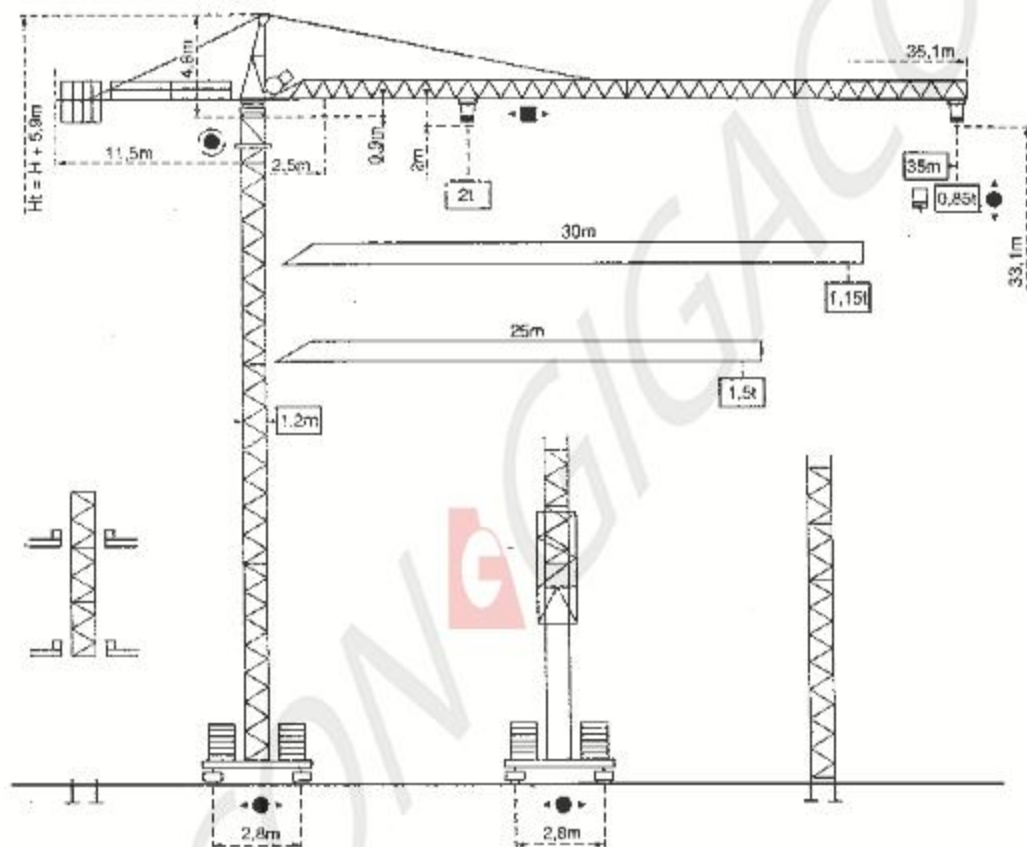




GIGA CON

CITY CRANE C10-08A



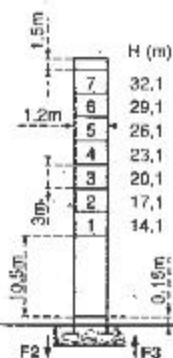
Telefax (1) 3466 147 3466 203 5438233
E-mail: gigacon@hotmail.com

CITY CRANE C10-08A

POTAIN ®


Mats - Maste - Masts - Mastil - Torre


□ 1,2m

**Flèche - Ausleger - Jib
Flecha - Braccio
25m ⇒ 35m**
PA 278


F2	40t	54t
F3	29t	44t

⊙	14t
---	-----

PA 279


F2	36t	43t
F3	27t	35t

⊙	11t
---	-----


BA 22A


Voir ci-contre
Siehe nebenstehend
See opposite
Ver pagina oposta
Vedi pagina accanto

ZJ 278


F1	33t	44t
----	-----	-----

⊙	17t
---	-----


ZJ 279



F1	29t	35t
----	-----	-----


⊙	14t
---	-----

F = Réactions - Eckdrücke - Reactions - Reacciones - Reazioni

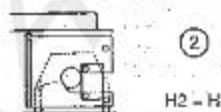
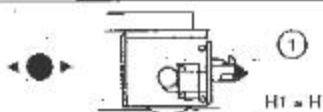
 Flèche Ausleger Jib Flecha Braccio

35 m 	18,1	20	22	25	27	30	32	35	m
	2	1,77	1,57	1,33	1,21	1,05	0,96	0,85	t

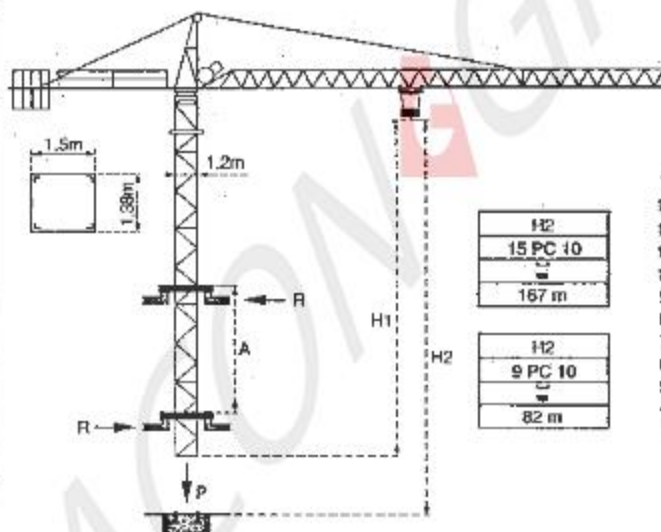
30 m 	19,3	20	22	25	27	30	m
	2	1,62	1,71	1,45	1,32	1,15	t

25 m 	19,8	22	25	m
	2	1,75	1,5	t

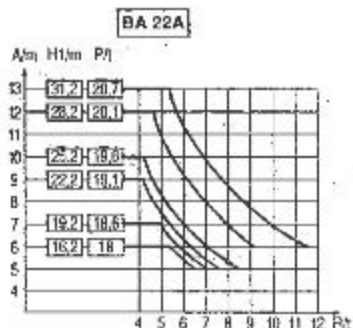
ZJ



**Télescopage sur dalles - Kletterkrane im Gebäude - Climbing crane
Telescopage gruas trepadoras - Gru in cavedio**



H2	15 PC 10	167 m
H2	9 PC 10	82 m



A Distance entre cadres
H1 Hauteur grue
P Poids de la grue (en service)
R Réaction horizontale

A Abstand zwischen den Rahmen
H1 Kranhöhe
P Krangewicht (in Betrieb)
R Horizontalkräfte

A Distance between frames
H1 Crane height
P Crane weight (in service)
R Horizontal reaction

A Distancia entre marcos
H1 Altura grúa
P Peso de la grúa (in servicio)
R Reacción horizontal

A Distanza fra i telai
H1 Altezza gru
P Peso della gru (in servizio)
R Reazione orizzontale

● En service
■ Hors service

● In Betrieb
■ Ausser Betrieb

● In service
■ Out of service

● En servicio
■ Fuera de servicio

● In servizio
■ Fuori servizio

⊗ A vide sans lest avec flèche et hauteur maximum.











⊗ Ohne Last und Ballast mit Maximalausleger und Maximalhöhe.

⊗ Without load and ballast with longest jib and maximum height.

⊗ Sin carga, sin lastre con flecha y altura máxima.

⊗ A vuoto senza zavori e con braccio massimo altezza massima.

Mécanismes - Antriebe - Mechanisms - Mecanismos - Meccanismi

				m/min	I		ch - PS hp	KW
Levage Heben Hoisting Elevación Sollevamento	9 PC 10 	 	6,5	2	165 m	8,2	6	
			20	2				
	15 PC 10 	 	9	2	335 m	15	11	
			27	2				
			54	1				
Distribution - Katzfahren - Trolleying Distribución - Distribuzione		1D1V1D	30				1,2	0,9
Orientation - Schwenken - Slewing Orientación - Rotazione		BCD	0,3 - 1 10/min LV/min-rpm				6,5	4,8
Translation - Kranfahren - Travelling Traslación - Traslazione		TVD 324 C1	25				2 x 4	2 x 2,9
Réseau - Netzstrom - Mains supply - Red - Rete elettrica							380V - 50Hz	
Puissance électrique nécessaire - Anschlusswert - Necessary electric power Potencia eléctrica necesaria - Potenza elettrica necessaria							9 PC : 15 KVA 15 PC : 25 KVA	
Groupes électrogènes - Stromaggregat - Generator set - Grupo electrogeno - Gruppo elettrogeno							*	

* Nous consulter - Auf Anfrage - Consult us - Consultarnos - Consultated

Conforme à la directive CEE 84/534 sur le niveau acoustique - Gemäss EMG Richtlinie 84/534 Schall-Leistungspegel
 In compliance with the EEC 84/534 Instructon on noise level - Conforme con la direttiva CEE 84/534 sobre el nivel acústico
 Conforme colla direttiva CEE 84/534 sul livello acustico

NF E 52081-82

Copyright/Reproduction interdite © POTAIN 1993

POTAIN 

GRUPE L'ÉQUIPE INDUSTRIELLE

18, Rue de Charbonnières, B.P. 173-F 69132 ECULLY Cedex
 Tél. 72.20.20.20 - Télex 375 213 - Fax 72.20.20.00
 POTAIN GmbH Deutschland Tel.: 06.105.704.0
 POTAIN U.K. Great Britain Tel.: 0895.44.52.61
 Simis POTAIN Italia Tel.: 02.97.95.71
 POTAIN Argentina, Portugal Tel.: 02.958.08.89

CITY CRANE C10-08A

Réf. 1993.05 LGL 2